



Warrington Certification Ltd
Holmesfield Road
Warrington
WA1 2DS
United Kingdom

T : +44 (0) 1925 646 669
W: www.warringtoncertification.com
E: etass@exova.com



Member of
www.eota.eu

**European Technical
Assessment**

**ETA 15/0172
of 27/04/15**

Technical Assessment Body issuing the ETA and designated according to Article 29 of the Regulation (EU) No 305/2011:	
Trade name of the construction product	Nullifire FF170, FF177, FF197 Fire Rated Foam
Product family to which the construction product belongs	Fire Stopping and Sealing Product , Linear Joint and Gap Seal
Manufacturer	NULLIFIRE / TREMCO ILLBRUCK Tremco illbruck B.V. & Tremco Illbruck Productie B.V Vlilietkade 1032 4241 WC Arkel
Manufacturing plant(s)	H/006
This European Technical Assessment contains	12 pages including 1 Annex(es) which form an integral part of this assessment.
	Annex(es) A - C Contain(s) confidential information and is/are not included in the European Technical Assessment when that assessment is publicly available.
This European Technical Assessment is issued in accordance with regulation (EU) No 305/2011, on the basis of	ETAG 026, edition 2011, used as European Assessment Document (EAD)

General Comments

1. This European Technical Assessment is issued by Warrington Certification Limited on the basis of ETAG 026 Fire Protective Products Part 1: General June 2013, and Part 2: Fire Stopping and Fire Sealing Products Aug 2011, Used as European Assessment Document.
2. This European Technical Assessment is not to be transferred to manufacturers or agents of manufacturers other than those indicated on page 1, or manufacturing plants other than those indicated on page 1.



1 SPECIFIC CONDITIONS OF THE EUROPEAN TECHNICAL ASSESSMENT

1 Technical Description of the Product

(Detailed information and data are given in Annexes)

- 1) Nullifire FF170, FF177, FF197 Fire Rated Foam (Three brands one product) is a Polyurethane Foam used to form linear gap seals where gaps are present in floor and wall constructions.
- 2) The Nullifire FF170, FF177, FF197 Fire Rated Foam is supplied in 750ml and 880ml canisters
- 3) Nullifire FF170, FF177, FF197 Fire Rated Foam Three brands of the same product with slightly different delivery methods:-
 - I. Nullifire FF170- Straw 1 standard straw delivery method
 - II. Nullifire FF177- Straw 2 HYD adapter delivery method
 - III. Nullifire FF197- Gunn delivery method
- 4) The Nullifire FF170, FF177, FF197 Fire Rated Foam may be coated with Nullifire FS711 Sealant for certain applications. Nullifire FS711 Sealant is subject to a separate ETA reference 14/0113
- 5) The applicant has submitted a written declaration that the product and/or constituents of the product contains no substances which have been classified as dangerous according to Directive 67/548/EEC and Regulation (EC) No. 1272/2008 and listed in the 'indicative list on dangerous substances' of the EGDS – taking into account the installation conditions of the construction product and the release scenarios resulting from there.

In addition to the specific clauses relating to dangerous substances contained in this European Technical Assessment, there may be other requirements applicable to the products falling within its scope (e.g. transposed European legislation and national laws, regulations and administrative provisions). In order to meet the provisions of the Construction Products Regulation, these requirements need also to be complied with, when and where they apply.

The use category of FF170, FF177, FF197 Fire Rated Foam in relation to BWR 3 (Hygiene, health and environment) is IA1, S/W3

- 6) External use- ETAG 026-3 (used as European Assessment Document EAD) Type Y2.



2 Specification Of The Intended Use In Accordance With The Relevant EAD

2.1 Intended Use

The intended use of system Nullifire FF170, FF177, FF197 Fire Rated Foam is to reinstate the fire resistance performance of gaps in and joints between joints in rigid wall and floor constructions.

- 1) The specific elements of construction that the system Nullifire FF170, FF177, FF197 Fire Rated Foam may be used to provide a gap or joint seal in, are as follows:

Rigid Floors: The floor must have a minimum thickness of 150 mm and comprise concrete, aerated concrete or masonry, with a minimum density of 600 kg/m³.

Rigid walls: The wall must have a minimum thickness of 100 mm and comprise concrete, aerated concrete or masonry, with a minimum density of 600 kg/m³.

Rigid walls: The wall must have a minimum thickness of 150 mm and comprise concrete, aerated concrete or masonry, with a minimum density of 600 kg/m³.

The supporting construction must be classified in accordance with EN 13501-2 for the required fire resistance period.

- 2) The system Nullifire FF170, FF177, FF197 Fire Rated Foam may be used to provide a linear joint or gap seal with specific supporting constructions and substrates (for details see Annex A).
- 3) The provisions made in this European Technical Assessment are based on an assumed working life of the Nullifire FF170, FF177, FF197 Fire Rated Foam Sealant of 10 years, The indications given on the working life cannot be interpreted as a guarantee given by the producer, but are to be regarded only as a means for choosing the right products in relation to the expected economically reasonable working life of the works.

2.2 Use Category

Type Y²: Intended for use at temperatures below 0°C, but with no exposure to rain or UV.



3 Performance Of The Product And References To The Methods Used For Its Assessment

Product Type: PU Foam		Intended use: Linear Joint Seal
Basic requirement for construction work	Basic Requirement	Performance
BWR 1 Mechanical resistance and stability		
	None	Not relevant
BWR 2 Safety in case of fire		
EN 13501-1	Reaction to fire	Class E
EN 13501-2	Resistance to fire	Annex A
BWR 3 Hygiene, Health and the Environment		
EN 1026:2000	Air permeability	No performance determined
ETAG 026-3 Annex C	Water permeability	No performance determined
Declaration by manufacturer	Release of dangerous substances	Use category IA1, S/W3 Declaration of manufacturer
BWR 4 Safety in use		
EOTA TR 001:2003	Mechanical resistance and stability	No performance determined
EOTA TR 001:2003	Resistance to impact/movement	No performance determined
EOTA TR 001:2003	Adhesion	No performance determined
BWR 5 Protection against noise		
EN 10140-2/ EN ISO 717-1	Airborne sound insulation	No performance determined
BWR 6 Energy, Economy and Heat Retention		
EN 12664, EN 12667 or EN 12939	Thermal properties	No performance determined
EN ISO 12572 EN12086	Water vapour permeability	No performance determined
General aspects relating to fitness for use		
EOTA TR 024:2009	Durability and serviceability	Y ²
BWR 7 Sustainable use of natural resources		
		No performance determined



4 Assessment And Verification Of Constancy Of Performance (Hereinafter AVCP) System Applied, With References To Its Legal base

According to the decision 1999/454/EC of the European Commission the system of assessment and verification of constancy of performance (see Annex V to the Regulation (EU) No 305/2011) given in the following table apply:

Products	Intended uses	Level or Class	System
Fire stopping and fire sealing products	For fire compartmentation and / or fire protection or fire performance	Any	System 1

5 Technical Details Necessary For The Implementation Of The AVCP System, As Provided For In The Applicable EAD.

Tasks for the Manufacturer

Factory production control

The manufacturer shall exercise permanent internal control of production. All the elements, requirements and provisions adopted by the manufacturer shall be documented in a systematic manner in the form of written policies and procedures, including records of results performed. This production control system shall ensure that the product is in conformity with this European technical assessment.

The manufacturer may only use constituent materials stated in the technical documentation of this European technical assessment.

The factory production control shall be in accordance with the Control Plan of 23.01.15 relating to the European Technical Assessment ETA- 15/0172 "Control Plan" is laid down in the context of the factory production control system operated by the manufacturer and deposited at Warrington Certification Limited.

The results of factory production control shall be recorded and evaluated in accordance with the provisions of the Control Plan.

Other tasks of manufacturer

Additional information

The manufacturer shall provide a technical data sheet and an installation instruction with the following minimum information:

(a) Technical data sheet:

- Field of application:
 - Building elements for which the linear joint seal is suitable, type and properties of the building elements like minimum thickness, density, and - in case of lightweight constructions – the construction requirements.



Limits in size, minimum thickness etc. of the linear joint seal

- Construction of the linear joint seal including the necessary components and additional products (e.g. backfilling material) with clear indication whether they are generic or specific.

(b) Installation instruction:

- Steps to be followed
- Procedure in case of retrofitting.

The manufacturer shall, on the basis of a contract, involve a body which is approved for the tasks referred to in section 3.1 in the field of linear joint seals seals in order to undertake the actions laid down in section 3.3. For this purpose, the "control plan" referred to in sections 3.2.1.1 and 3.2.2 shall be handed over by the manufacturer to the approved body or bodies involved.

The manufacturer shall make a declaration of conformity, stating that the construction product is in conformity with the provisions of the European technical assessment ETA 14/0355.

Tasks of approved bodies

The approved body shall perform the

- initial type-testing of the product,
- initial inspection of factory and of factory production control,
- continuous surveillance, assessment and approval of factory production control,

In accordance with the provisions laid down in the "Control Plan" of 11.11.14 relating to the European Technical Assessment 14/0449.

The approved body shall retain the essential points of its actions referred to above and state the results obtained and conclusions drawn in a written report.

The approved certification body involved by the manufacturer shall issue an EC certificate of conformity of the product stating the conformity with the provisions of this European technical assessment.

In cases where the provisions of the European technical assessment and its "Control Plan" are no longer fulfilled the certification body shall withdraw the certificate of conformity and inform the Warrington Certification Limited without delay.



Signatories



Responsible Officer

C. Abbott* - Principal Certification Engineer



Approved

A. Kearns* - Technical Manager

* For and on behalf of Warrington Certification Limited.



Annex A

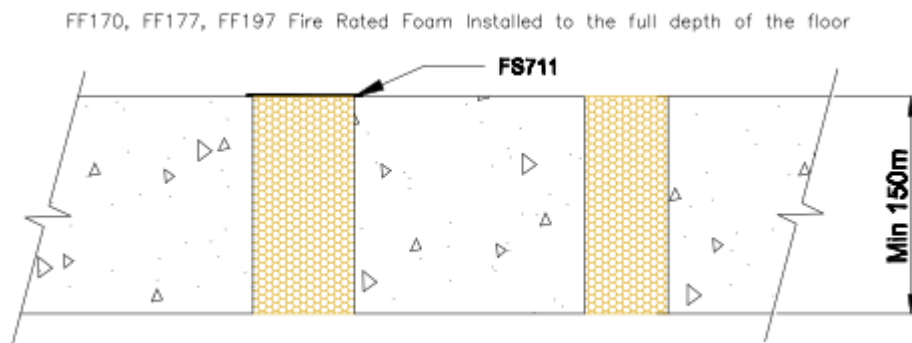
Resistance to Fire Classification of Nullifire FF170, FF177, FF197 Fire Rated Foam

A.1 Rigid floor constructions according to 2.2.1 with floor thickness of minimum 150 mm

A.1.1 Linear joint or gap seal, horizontally orientated

Construction details:

- Nullifire FF170, FF177, FF197 Fire Rated Foam Installed to the full depth of the floor
- Nullifire FS711 DFT 1mm to the unexposed face (where required)



A.1.1.1

Substrates	Foam Depth	Coating	Classification
Concrete / Concrete	150mm	N/A	EI90 – H – X – F – W 00-30
			EI240 – H – X – F – W 00-05
		1mm Nullifire FS711 to the upper face	EI240 – H – X – F – W 00-05
			EI60 – H – X – F – W 00-40



Resistance to Fire Classification of Nullifire FF170, FF177, FF197 Fire Rated Foam

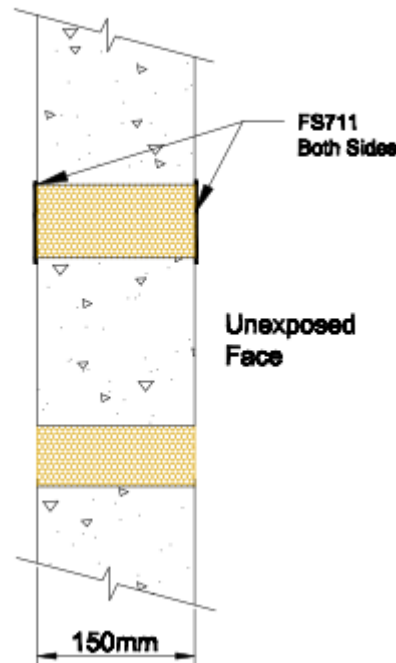
A.2 Rigid wall constructions according to 2.2.1 with wall thickness of minimum 150 mm

A.2.1 Linear joint or gap seal, vertically orientated

Construction details:

- Nullifire FF170, FF177, FF197 Fire Rated Foam Installed to the full depth of the wall
- Nullifire FS711 DFT 1mm to the both faces (where required)

FF170, FF177, FF197 Fire Rated
Foam Installed to the full depth of
the wall 150mm



A.2.1.1

Substrates	Foam Depth	Coating	Classification
Concrete / Concrete	150mm	N/A	EI240 – V – X – F – W 00-05
			EI90 – V – X – F – W 00-30
			EI60 – V – X – F – W 00-40
		1mm Nullifire FS711 to both faces	EI240 – V – X – F – W 00-20



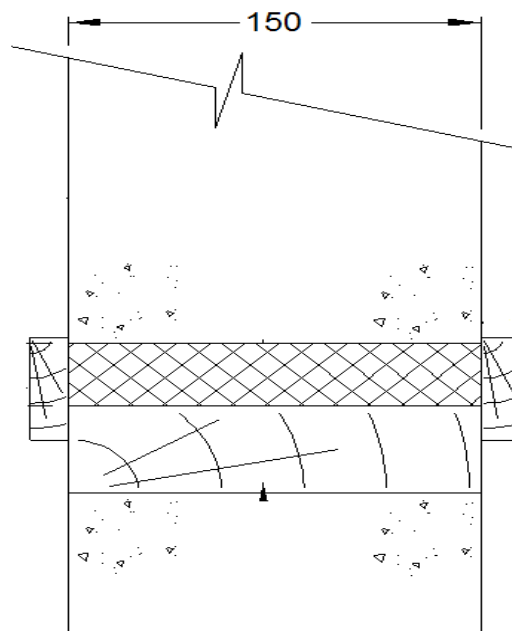
Resistance to Fire Classification of Nullifire FF170, FF177, FF197 Fire Rated Foam

A.3 Rigid wall constructions according to 2.2.1 with wall thickness of minimum 150 mm

A.3.1 Linear joint or gap seal, vertically orientated

Construction details:

- Nullifire FF170, FF177, FF197 Fire Rated Foam Installed to the full depth of the wall
- Softwood minimum density 510kg/m³



A.3.1.1

Substrates	Foam Depth	Coating	Classification
Concrete / Softwood	150mm	N/A	EI180 – V – X – F – W 00-10
		Softwood Architrave both faces 50mm wide x 15mm thick	EI180 – V – X – F – W 00-30



Resistance to Fire Classification of Nullifire FF170, FF177, FF197 Fire Rated Foam

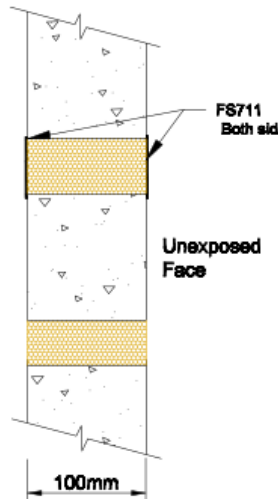
C.4 Rigid wall constructions according to 2.2.1 with wall thickness of minimum 100 mm

C.4.1 Linear joint or gap seal, vertically orientated

Construction details:

- Nullifire FF170, FF177, FF197 Fire Rated Foam Installed to the full depth of the wall
- Nullifire FS711 DFT 1mm to both faces (where required)

FF170, FF177, FF197 Fire Rated Foam Installed to the full depth of the wall 100mm



A.4.1.1

Substrates	Foam Depth	Coating	Classification
Concrete / Concrete	100mm	N/A	EI180 – V – X – F – W 00-05
			EI45 – V – X – F – W 00-30
		1mm Nullifire FS711 to both faces	EI180 – V – X – F – W 00-05

